



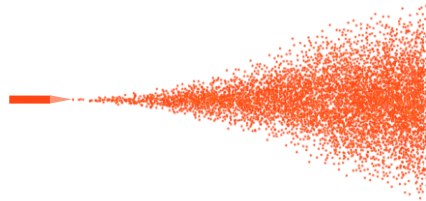
FIT FOSSILIONTECH

FIT FOSSILIONTECH

NanoESI emitters

www.fossiliontech.com

Order your emitters here:
www.fossiliontech.com/nanoesi-emitters

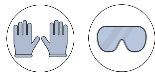


PLEASE READ THESE
INSTRUCTIONS
CAREFULLY BEFORE
HANDLING THE PRODUCT.




ATTENTION:

Boxes and emitters must be handled with safety **goggles** and clean nitrile **gloves**. Both for your safety and the integrity of the product.

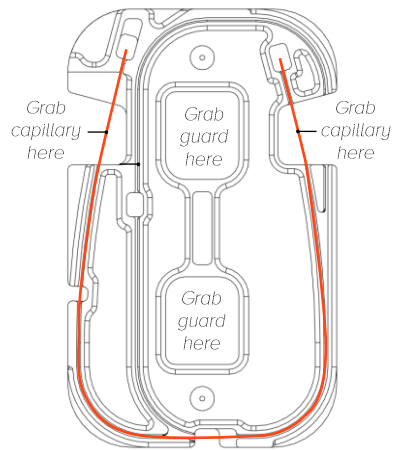


Boxes should be stored in a dry and clean environment. The correct handling of the box and the emitters is essential for its correct operation.

1. Open the quality seal



2. Hold the capillary guard through the center openings.



3. Remove the Emitter

While holding the end of the capillary in the capillary guard, first pull the tip out carefully, and then remove the rest of the capillary. Make sure the tip does not contact any surface.

